



* Technical data and features subject to change without notice

Pumping unit technical data

		HP16o8EC
Max. theoretical output	m ³ /h	160
Max. pressure on concrete	bar	80
Concrete cylinders (diam. x stroke)	mm	230 x 2100
Concrete hopper capacity	l	550
Hydraulic circuit		geschlossen

Electric system

Pumping unit motor	kW	90
Stabilization / Boom motor	kW	30
Electric power supply	V/Ah	380/63-125
Electric cable length	m	40

Control system

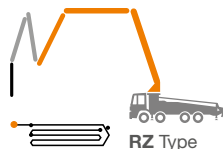
Smartronic gold

Integrated color LCD	Diagnostics
Counters	Capsense rear panel
Pumping unit management	

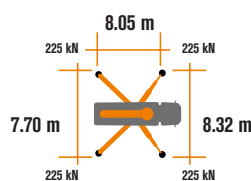


ASC Advanced stability control

The automatic continuous verification of the center of gravity of the machine guarantees the maximum safety of boom movement and the maximum possible coverage of the job area, even with partial opening of the stabilization.



MBE Maximum boom extension control



Automatic RPM Management

Battery

Type		lithium-ion
voltages	V	562
Power	kWh/Ah	17.2/30

Placing boom technical data

		B5RZ 42/38
Pipeline diameter	mm	125
Max. vertical reach	m	41.1
Max. horizontal distance (from center of slewing axis)	m	36.8
Min. unfolding height	m	8.3
Sections number		5
1st section opening angle		90°
2nd section opening angle		180°
3rd section opening angle		180°
4th section opening angle		236°
5th section opening angle		223.5°
Rotating angle		+/-270°
End hose	m	3



ENERGYA
SERIES

K42E

PATENT PENDING

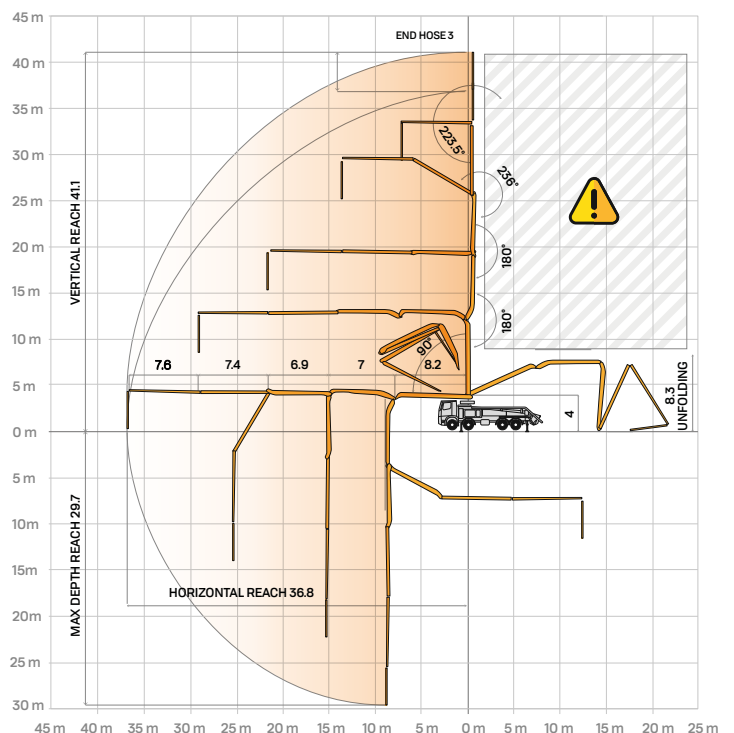
Standard Equipment

- I, II and III sections high resistance; IV,V sections in carbon fibre.
- Front "X" style diagonal outriggers with double telescopic opening and swing-out rear outriggers for a quick and easy set-up also in narrow areas
- Driven by PTO or gear box
- Boom control by means of "Load Sensing" proportional distributor
- Safety device upon opening of concrete discharge door and hopper grille
- Emergency device for pumping group
- 2 Hetricon proportional radio controls with display.
- Emergency radio control cable 20 m
- 2 Plastic water tanks with 300-litre capacity
- Medium pressure water pump (50 l/min - 50 bar)
- LED lights for stabilisation and hopper lighting
- Double layer piping with chromium carbide inserts on the entire piping line
- Washing accessories
- High resistance of the components most subject to wear ("S" valve, wear plate, compensating ring)
- Declaration of conformity supplied with the user and maintenance manual

Main Options

- Smartronic Advanced:** In addition to the Smartronic Gold functions, provides ASC2.0 stability control, ABC boom oscillation control (Antibouncing), automatic boom opening and closing. Includes radioremot control Hetricon or HBC with display.
- Automatic boom opening and closing
- Centralized boom lubrication system
- Concrete shut-off valve
- High pressure water pump 28l / 120 bar
- Radio remote control: Hetricon or HBC equipped with display
- Straight concrete piping on double layer boom with high wear-resistance chromium carbide inserts CIFA LLT Long Life Top
- Wide choice of customer personalization colours

Distribution boom B5ZR 42/38



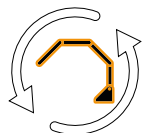
Optional Smartronic Advanced



**Advanced
Stability Control
2.0**



Antibouncing



**Boom
Automatic Opening
and Closing**

Video Smartronic

